

Newman College, a Catholic school educating in the Marist tradition, is committed to providing co-educational learning for Pre-Kindergarten to Year 12 students. We endeavour to deliver teaching, learning, and wellbeing with innovation and creativity, guided by contemporary and relevant pedagogy. We have a commitment to formation of strong minds and gentle hearts, which challenges us to help form young people of heart, empathy and with concern for others.

Our Vision for Learning, Shine through Discovery – ‘Let your light shine’ (Matthew 5:16) inspires our faith and learning community to Challenge, Collaborate, Create and Celebrate who we are and what we seek to achieve. The scripture passage ‘Let your light shine’ (Matthew 5:16) encapsulates our aspiration for our community to let their gifts and talents shine, represented through the image of the light. It is this light that will guide our students to personalised learning pathways, that will provide them with the very best opportunity to be successful, lifelong learners and agents of change.

It is with great pride that the Newman College community celebrates the Class of 2024 for their excellent results across our senior pathways. The Class of 2024 embraced their aim of leaving a legacy of positivity and a desire to lead the community with authenticity and presence to all. Their success is evident in their results, their contribution to College Life, and living out the Marist characteristics of Presence, Family Spirit, Simplicity, Love of Work and in the Way of Mary.

We wish the graduates of 2024 every success in their future endeavours.

MR ANDREW WATSON

PRINCIPAL

DISCOVER YOUR UNIQUE PATHWAY TO SUCCESS

Every student has their own journey to success. At Newman College our students are supported to achieve their individual aspirations through a variety of pathways.

ATAR PATHWAY

The ATAR pathway is for students who aspire to shape their futures through higher education. Students who meet prerequisites for Year 11 ATAR courses aim to achieve their WACE and an ATAR score by the end of Year 12. The ATAR pathway is the most direct path to tertiary education, providing students with the opportunity to achieve an ATAR above 70, which can then be used to satisfy the entry criteria for a range of degrees at universities. Newman College offers an extensive range of ATAR courses for Years 11 and 12 students.

UNIVERSITY-ENABLING PATHWAY

The University-enabling Pathway is offered in collaboration with Notre Dame University (UniPath) and Curtin University (UniReady). These university-enabling programs are designed to prepare students for successful entry into higher education by enhancing academic literacy, numeracy, and critical thinking skills. UniPath is delivered on-site at Notre Dame University, providing students with direct exposure to the university environment, while UniReady is delivered within the College school day, offering students the flexibility to integrate university preparation into their daily College timetable. Both programs allow students to build a strong foundation for future academic and career pursuits. Upon completion, students are awarded a nominal ATAR of 70, which can then be used to satisfy the entry criteria for a range of degrees at Western Australian universities.

GENERAL PATHWAY

This pathway is intended for students with diverse aspirations, including university, TAFE, apprenticeships, or direct entry into the workforce. Students undertaking this pathway have access to optional programs, such as Workplace Learning, Vocational Education Training (VET) Certificates and micro-credentialing.

Students and families at Newman College can count on our dedicated staff to provide guidance and support in navigating the senior pathways.

Newman College
216 Empire Avenue
Churchlands WA 6018

Marian Campus
49 Peebles Road
Floreat WA 6014

T 08 9204 9444
newman.wa.edu.au

2024 ACADEMIC ACHIEVEMENTS



NEWMAN
COLLEGE

A CATHOLIC SCHOOL
EDUCATING IN THE
MARIST TRADITION

Shine
through
Discovery



NEWMAN COLLEGE PERFORMANCE

NEWMAN COLLEGE MEDIAN ATAR	% OF STUDENTS ATAR ABOVE 90	% OF STUDENTS ATAR ABOVE 95
84.38	32.4%	11.8%
STATE MEDIAN ATAR	% OF STUDENTS ACHIEVED WACE	% OF STUDENTS ON A DIRECT UNIVERSITY ENTRY PATHWAY
83.90	97%	84.3%

ATAR
99+

JAYDON
AUGUSTUS
99.1



ATAR
95+



Ariana
Mason



Montana
Rapoff



Olivia
Rubens



Amity
Dale



Brianna
Colley



Zara
Kok



Itsuki
Tomita

ATAR
90+



Heloise
Natban



Mannix
Baugh



Jaylan
Botteon




Julian
Loughnan



Samarab
Mammoliti



Corey
Parker



Matthew
Tomassone



Mikayla
Short



Olivia
Tranter



Harper
Gamble



Eva
Infirri



Ava
Terribile



Estelle
Keller



Prina
Gandhi

OUTSTANDING ACHIEVEMENTS IN WACE COURSES

SUBJECT CERTIFICATE OF EXCELLENCE

Awarded to eligible students who are in the top 0.5% in each ATAR course examination or the top two candidates (whichever is the greater) in a course where at least 100 candidates sit the ATAR course examination..



Amity
Dale

Politics & Law ATAR



Ariana
Mason

Religion & Life ATAR



Montana
Rapoff

Psychology ATAR

CERTIFICATES OF DISTINCTION AND MERIT

These Certificates are awarded to eligible students who, in their last three consecutive years of senior secondary school WACE enrolment, accumulate a certain number of points based on criteria set by the School Curriculum and Standards Authority (SCSA).

CERTIFICATES OF DISTINCTION

Jaydon Augustus

Brianna Colley

Zara Kok

Ariana Mason

Olivia Rubens

CERTIFICATES OF MERIT

Mannix Baugh

Imogen Boss

Saskia Chesson

Amity Dale

Charlotte Evans

Harper Gamble

Prina Gandhi

Eva Infirri

Estelle Keller

Julian Loughnan

Samarab Mammoliti

Lucas March

Heloise Natban

Corey Parker

Montana Rapoff

Mikayla Short

Zoe Temov

Ava Terribile

Olivia Tranter

TOP VET STUDENT

Hayley Swift

CERTIFICATES ACHIEVED

- 30 CERTIFICATE II
- 13 CERTIFICATE III
- 4 CERTIFICATE IV
- 1 DIPLOMA

UNIREADY GRADUATES

- 57 CURTIN UNIREADY

DUX

YEAR 7




Gatano
Capolingua

YEAR 8



Kaydee
Van Deventer

YEAR 9




Brayden
Lim

YEAR 10



Emily
Colley

YEAR 11



Leonardo
Mason

YEAR 12



Jaydon
Augustus

NAPLAN

Year level	Domain	State/territory	Needs additional support	Developing	Strong	Exceeding
YEAR 3	Grammar and Punctuation	Australia	16.1%	28.1%	43%	10.9%
		Western Australia	18.8%	28.8%	41.7%	9.1%
		Newman	3.8%	17.9%	67.9%	10.3%
	Numeracy	Australia	9.7%	25%	53.3%	10.2%
		Western Australia	11.6%	26.5%	52.1%	8.2%
		Newman	5.1%	15.4%	66.7%	12.8%
	Reading	Australia	11.3%	20.5%	46.2%	20.1%
		Western Australia	14.2%	22.1%	45.5%	16.5%
		Newman	5.1%	21.8%	51.3%	21.8%
	Spelling	Australia	11.2%	26.3%	45.3%	15.3%
		Western Australia	12.4%	27.6%	44.6%	13.7%
		Newman	1.3%	21.8%	61.5%	15.4%
YEAR 5	Grammar and Punctuation	Australia	5.6%	15.6%	68.5%	8.3%
		Western Australia	7.3%	16.4%	67.8%	7%
		Newman	0%	0%	81.8%	18.2%
	Numeracy	Australia	10.4%	23.2%	50.5%	14.2%
		Western Australia	12%	24%	50%	12.6%
		Newman	2.1%	19.1%	70.2%	8.5%
	Reading	Australia	8.6%	21.9%	55.3%	12.5%
		Western Australia	9.7%	22.1%	55.6%	11.2%
		Newman	2.2%	10.8%	71%	16.1%
	Spelling	Australia	8.7%	18.2%	49.8%	21.5%
		Western Australia	10.5%	19.2%	50.2%	18.6%
		Newman	5.3%	7.4%	64.9%	22.3%
YEAR 7	Grammar and Punctuation	Australia	9.5%	21.1%	47.3%	20.4%
		Western Australia	9.8%	21%	47.6%	20.2%
		Newman	1.1%	20.2%	57.4%	21.3%
	Numeracy	Australia	8.7%	22.2%	55.9%	11.4%
		Western Australia	9.7%	23.8%	55.9%	9.2%
		Newman	3.2%	13.8%	74.5%	8.5%
	Reading	Australia	13.2%	23.8%	45.5%	16%
		Western Australia	13.4%	23.4%	46.7%	15.3%
		Newman	4.8%	24.6%	53.5%	17.1%
	Spelling	Australia	9.4%	21.9%	53.7%	13.5%
		Western Australia	9.6%	21.5%	55.5%	12.1%
		Newman	3.2%	10.8%	71.5%	14.5%
YEAR 9	Grammar and Punctuation	Australia	10.2%	21%	47.4%	19.9%
		Western Australia	11%	21.3%	48.6%	17.9%
		Newman	3.2%	12.8%	62%	21.9%
	Numeracy	Australia	7.9%	18.3%	49.2%	23.1%
		Western Australia	7.8%	17.4%	49.1%	24.4%
		Newman	1.6%	20.3%	57.2%	20.9%
	Reading	Australia	10.4%	22.7%	47.6%	17.7%
		Western Australia	10.4%	23.8%	48%	16.5%
		Newman	1.1%	19.3%	68.4%	11.2%
	Spelling	Australia	14.6%	28.7%	39.5%	15.3%
		Western Australia	11.8%	28.1%	42.9%	16%
		Newman	3.3%	25.2%	52.9%	18.6%
YEAR 11	Grammar and Punctuation	Australia	10.4%	24.4%	54.5%	8.9%
		Western Australia	7.3%	21.4%	60.8%	9.3%
		Newman	1%	11.9%	76.2%	11%
	Numeracy	Australia	11.1%	24.1%	45%	18%
		Western Australia	7.1%	21.4%	50.5%	19.9%
		Newman	0.9%	12.8%	61.1%	25.1%
	Reading	Australia	6.9%	19.3%	56.2%	15.8%
		Western Australia	6%	18.1%	58.1%	16.6%
		Newman	2.9%	10.5%	76.2%	10.5%
	Spelling	Australia	11.6%	25.7%	39.9%	21.1%
		Western Australia	9.2%	25.5%	42.2%	21.9%
		Newman	0%	15.6%	48.6%	35.8%

YEAR 6 AWARDS

Major Awards

Commitment to Learning

Sophie Gibbs

Emily Hearn

Rita Kirk

Most Outstanding Athlete

Finan Smith

Mia Dorrington

Citizenship Award

Lara Lucano

St Marcellin Champagnat Award

Julian Cameron

Proxime Accessit/Runner up Dux

Lucy Hayes

St John Henry Newman Award/ Dux

Kate Gordon

Subject Awards

Religious Education

Kayla Haarhoff

Julian Cameron

Lara Lucano

Visual Arts

Imaari Shepherd

Digital and Design Technologies

Mason Whitehead

English

Kate Gordon

Benjamin Asbcroft

Vivienne Porter

Health

Katya Alfimova

Humanities and Social Sciences

Lucy Hayes

Italian

Kayla Haarhoff

Mathematics

Lucy Hayes

Ryan Magee

Aaryn Jassal

Music

Kate Gordon

Performing Arts

Evie Bryant

Physical Education

Phoenix Kinner

Sophie Rowles

Science

Ryan Magee